

Battery specifications - car and commercial batteries

Type	Ah. Cap. @20hr rate	S.A.E. Cold start	Bench charge AMPS	Dimensions L (mm)	Dimensions W (mm)	Dimensions H (mm)	Weight Kg	Layout	Terminals	Base holddown	Notes
NUMAX PREMIUM SILVER & HGV 12 VOLT RANGE											
AM058L	57	585	5	242	175	175	15.3	0	1	B4	1,3
AM058R	57	585	5	242	175	175	15.3	1	1	B4	1,3
C31-900	115	900	10	330	171	237	27.0	2	1		
MX5	50	500	5	194	130	180	18.0	0	1		
002L	40	360	3	175	175	190	10.5	0	1	B13	5
002R	40	300	3	175	175	190	10.5	1	1	B13	5
004L	50	400	5	200	170	225	15.5	0	1		
004R	50	400	5	200	170	225	15.5	1	1		
005L	60	500	6	230	170	225	16.3	0	1		1
005R	60	500	6	230	170	225	16.3	1	1		1
007	USE TYPE 063										
009L	55	500	5	226	170	200	15.0	0	1	B1	1
009R	55	500	5	226	170	200	15.0	1	1	B1	1
010	USE TYPE 100 WITH BASE HOLDDOWN ADAPTOR PART No. SAP537267										
012	50	390	5	210	175	190	12.9	0	1	B13	1,7
015	42	350	4	245	135	200	11.5	1	1	B9	2
017	88	750	8	354	175	175	22.0	0	1	B13	1,7
018	88	750	8	354	175	190	22.0	1	1	B13	1,7
019	100	850	8	354	175	190	26.0	0	1	B13	1,7
020	110	920	10	393	175	190	27.5	0	1	B13	1,7
027	60	540	6	243	175	190	15.5	0	1	B13	1,7
037	36	320	4	245	135	200	10.5	0	19	B9	2
038	36	320	4	245	135	200	10.5	1	1	B9	1,2
048	USE TYPE 053										
048H	40	400	4	218	133	223	12.8	0	1	B1	4
049	USE TYPE 057										
049H	40	400	4	218	133	223	12.8	1	1	B1	4
053	45	400	4	234	128	220	12.8	0	1		1
054	36	300	3	196	127	223	10.6	0	3		1
054H	36	300	3	196	127	223	10.6	0	3	B1	1,4
055	36	300	3	196	127	223	10.6	1	3		1
057	45	400	4	234	128	220	12.8	1	1		1
063	43	360	4	210	175	175	11.8	0	1	B13	1,7
065	55	460	5	243	175	175	14.2	0	1	B13	1,7
067	USE TYPE 100										
068	68	570	6	266	175	220	19.5	0	1	B1	1,4
069	68	570	6	266	175	220	19.5	1	1	B1	1,4
071	USE TYPE 069										
072	70	600	7	266	175	220	20.7	1	1	B6	6
073	USE TYPE 068										
075	60	570	6	243	175	175	15.5	0	1	B13	1,7
077	43	360	4	210	175	175	11.8	1	1	B13	1,7
078	55	460	5	243	175	175	15.0	1	1	B13	1,7
085	USE TYPE 063 WITH FORD ADAPTORS PART No. SAP537270										
088	68	570	6	257	172	236	20.6	0	1		1
089	68	570	6	257	172	236	20.6	1	1		1
091	USE TYPE 069										
092	USE TYPE 065 WITH FORD ADAPTORS PART No. SAP537270										
096	72	680	7	278	175	190	18.8	0	1	B13	1,7
096R	72	680	7	278	175	190	18.8	1	1	B13	1,7
097	USE TYPE 075 WITH FORD ADAPTORS PART No. SAP537270										
099	USE TYPE 100 WITH FORD ADAPTORS PART No. SAP537270										
100	72	680	7	278	175	175	18.5	0	1	B13	1,7
101	USE TYPE 895										
104	28	190	3	180	140	190	10.0	1	1		
110	80	720	7	317	175	175	20.9	0	1	B13	1
112	USE TYPE 017										
154	45	400	4	234	128	220	12.8	0	3		1
155	45	400	4	234	128	220	12.8	1	3		1
249	85	680	8	302	175	225	23.5	0	1		1
249H	95	730	8	302	172	225	24.5	0	1	B1	1,4

Battery specifications - car and commercial batteries

Type	Ah. Cap. @20hr rate	S.A.E. Cold start	Bench charge AMPS	Dimensions			Weight Kg	Layout	Terminals	Base holddown	Notes
				L (mm)	W (mm)	H (mm)					
250	85	680	8	302	175	225	23.5	1	1		1
250H	95	730	8	302	172	225	24.5	1	1	B1	1,4
612	140	900	14	513	185	215	38.0	3	1		1
616L	100	750	10	402	175	220	27.0	0	1		1
616R	100	750	10	402	175	220	27.0	1	1		1
620	143	900	14	513	218	225	46.0	3	1	B3	1.5
621	155	900	14	513	223	225	43.0	3	1		1
622	130	890	12	512	216	207	39.7	3	1		1
623	143	900	14	513	223	225	44.0	4	1		1
624	200	1200	18	518	276	240	55.0	4	1		1
625	200	1200	18	518	276	240	55.0	3	1		1
627	USE TYPE 637										
629	170	1150	16	513	223	225	44.5	3	1		1
629UR	180	1150	18	513	223	225	46.4	3	1		1
630	110	760	11	513	175	209	33.0	3	1	B3	1,5
632	225	1250	20	518	276	240	67.0	3	1		1
633	135	950	13	360	253	240	40.0	6	1		1
636	120	850	12	513	185	225	35.0	4	1		1
637	120	850	12	513	189	225	35.0	3	1		1
638	140	830	14	510	164	210	38.0	0	1		1
643	94	650	9	346	175	239	26.8	0	1		1
644	94	650	9	346	175	239	26.8	1	1		1
647	115	750	12	346	175	289	35.5	0	1		1
648	115	750	12	346	175	289	35.5	1	1		1
655	125	750	14	346	175	289	42.5	0	1		1
656	125	750	14	346	175	289	42.5	1	1		1
663	110	750	11	346	175	239	29.8	0	1		1
664	110	750	11	346	175	239	29.8	1	1		1
663FL	110	750	11	346	175	239	29.9	0	1		1
664FL	110	750	11	346	175	239	29.9	1	1		1
663H	110	750	11	346	175	239	29.9	0	1	B1	1
664H	110	750	11	346	175	239	29.9	1	1	B1	1
663HFL	110	750	11	346	175	239	29.9	0	1	B1	1
6TN	135	800	12	286	269	230	37.6	7	1		1
895	USE 895 CXT										
896	USE 896 CXT										
897	24	290	2	186	125	171	10.0	0	1		
898	24	290	2	186	125	171	10.0	1	1		
4D950	150	950	15	528	214	247	29.0	4	1		1
8D1200	200	1200	18	527	277	257	39.0	4	1		1
NUMAX CLASSIC 12 VOLT HARD RUBBER RANGE											
162	58	450	5	333	133	205	15.0	0	19		
242	60	500	6	305	171	227	21.0	1	1		
279	60	500	6	490	110	220	22.0	5	1		
291	57	470	5	250	168	221	19.0	1	1		
NUMAX CLASSIC 6 VOLT HARD RUBBER RANGE											
404	83	395	8	216	170	183	12.0	0	1		
421	57	270	5	174	169	218	10.0	0	1		
451	185	500	12	413	174	220	31.0	1	1		
501	92	290	9	227	172	221	15.0	0	1		
511	112	350	10	257	172	221	18.0	0	1		
521	123	390	12	291	173	221	20.0	0	1		
531	138	450	13	319	173	222	22.0	0	1		
541	154	480	15	348	173	222	25.0	0	1		
711	182	520	18	258	181	370	35.0	0	1		1,10,11
712	198	650	19	315	181	370	42.0	0	1		1,10,11
713	265	700	20	372	181	370	51.0	0	1		1,10,11
722	190	530	19	422	176	260	40.0	0	PSV		1,10,11
733	190	530	19	422	176	243	42.0	0	1		1,10,11

Battery specifications - special types

Type	Ah. Cap. @20hr rate	S.A.E. Cold start	Bench charge AMPS	L (mm)	Dimensions W (mm)	H (mm)	Weight Kg	Layout	Terminals	Base holddown	Notes
NUMAX CALCIUM CXT GOLD RANGE											
017CXT	90	800	8	354	175	175	22.6	0	1	B13	1,7
063CXT	45	430	5	210	175	175	14.5	0	1	B13	1,7
069CXT	70	550	7	266	175	220	21.0	1	1	B1	1,4
075CXT	60	600	6	243	175	175	16.9	0	1	B13	1,7
100CXT	72	690	7	278	175	175	21.0	0	1	B13	1,7
625CXT	205	1300	18	509	274	238	55.7	3	1		1
629CXT	170	1200	15	506	212	230	41.2	3	1		1
632CXT	205	1400	20	509	274	238	62.3	3	1		1
637CXT	120	950	10	506	182	233	35.4	3	1		1
895CXT	32	310	3	205	132	185	9.5	0	19		1
896CXT	32	310	3	205	132	185	9.5	1	19		1
MF78DT-630	70	630	7	260	179	201	18.0	SIDE & TOP	1 + SIDE	B1	1,4
75-550	60	550	6	230	179	185	17.0	1	SIDE		
78-630	70	630	7	260	179	185	19.0	1	SIDE		
NUMAX CXV SEALED LEISURE & MARINE RANGE											
XV22MF	70	685*	6	266	175	220	21.0	1	1	B1	1,4
XV24MF	86	1000*	8	257	172	220	19.0	1	DT	B1	1,4
XV25MF	90	800*	8	354	175	175	22.6	0	1	B13	1,7
XV27MF	105	1000*	8	302	172	220	22.4	1	DT	B1	1,4
XV30HMF	113	1000*	8	325	172	220	23.5	1	1	B1	1,4
XV30HRMF	113	1000*	8	325	172	220	23.5	0	1	B1	1,4
XV31MF	113	1000*	8	330	172	242	24.9	1	DT		1
XV50MF	120	1125*	10	506	182	233	35.4	3	1		1
XV60MF	170	1200*	15	506	212	230	41.2	3	1		1
XV70MF	205	1500*	18	509	274	238	55.7	3	1		1
XV80MF	235	1800*	20	509	274	238	62.3	3	1		1
*Cold start to M.C.A. Marine Cranking Amps.											
NUMAX LEISURE & MARINE RANGE											
678	60	N/A	5	265	176	210	17.2	1	1		1,17,21
L85	70	N/A	6	265	176	210	19.0	1	1		1,17,21
L110	100	N/A	8	345	173	225	29.5	1	1		1,17,21
M85	80	N/A	6	265	176	210	19.0	1	1		1,17,21
M110	100	N/A	8	345	173	225	29.5	1	1		1,17,21
M135	125	N/A	10	346	175	289	42.5	1	1		1,17,21

NUMAX AGM Technology (Absorbent Glass Mat)

Giving longer life and outstanding performance for vehicles with the most sophisticated power demands

NUMAX AGM RANGE											
063AGM	44	420	4	207	175	190	13.6	0	1	B13	1,7
027AGM	55	540	5	242	175	190	16.7	0	1	B13	1,7
096AGM	70	760	6	278	175	190	19.0	0	1	B13	1,7
017AGM	95	850	8	353	175	190	24.7	0	1	B13	1,7
249HAGM	80	680	8	308	175	190	25.0	0	1	B1	1,7
643AGM	90	810	8	358	175	233	28.4	0	1	B1	1,7

PRODUCT FEATURES

- Extreme durability with higher energy throughput
- Absolute Maintenance Free
- Fully spillproof to 180 degrees
- Superior Starting Power; even at low temperatures
- Minimal electrical resistance
- Withstands vibration
- No grid ageing as with conventional batteries
- Non hazardous for land, sea and air traffic

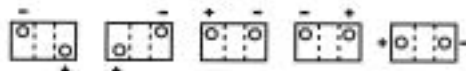
Battery specifications

Notes

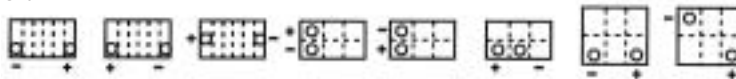
- 1 Battery with handles
- 2 Battery with 2 base hold downs 29mm high on short sides (B9)
- 3 Battery with 2 base hold downs 19mm high on long sides (B4)
- 4 Battery with 2 base hold downs 10.5mm high on long sides (B1)
- 5 Battery with 4 base hold downs 10.5mm high on long and short sides (B3)
- 6 Battery with 2 base hold downs 10.5mm high on long sides and 2 base hold downs 29mm high on short sides (B5)
- 7 Battery with base hold downs 10.5mm high on long and short sides with 5 indentations on long sides for clamping (B13)
- 8 Battery with base hold downs 19mm high on long and short sides with 5 notches on long sides for clamping (B14)
- 9 Battery for breather for remote venting
- 10 Semi-traction (for standard and heavy cyclic applications)
- 11 Heavy duty (incorporates semi-traction and additional vibration proof features)
- 17 Battery fitted with 'magic eye' hydrometer
- 19 Battery supplied with adaptor, therefore suitable for fitment with Japanese types listed. Please note change in dimensions when using adaptor
- 20 Battery fitted with central gassing. Please allow 7-10mm extra
- 21 Leisure (for light cyclic applications)
- 24 LF Technology
- 26 Low maintenance

Layouts

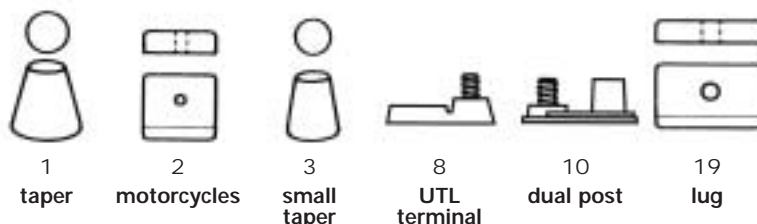
6 Volt



12 Volt



Terminals

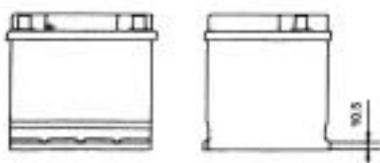


Accessories

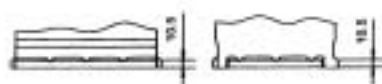
The following accessories are available from Manbat. For more details, ask your area manager or the Manbat sales team.

Description	Part No.
Ford terminal adaptor kit	SAP537272
VW/Audi Holddown Adaptor	SAP537267
Terminal sleeves (set)	SAP537270
Terminal Adaptor positive terminal	1 100 01
Terminal adaptor negative terminal	2 100 01
Hydrometer	0 059 00
Midtronics Tester	834263001
Motorcycle hydrometer	833841001
Neutralon spray	883256001
Wilkson battery tester	884000001
Wilkson voltmeter	884002001
Battery stand	Batstand
Acid Pack	Acid 6
Powakaddy connector for 26Ah battery	PK18
Powakaddy connector for 34Ah battery	PK36
Powakaddy T piece connector	PKT
Hill Billy connector with Torberry	HBC

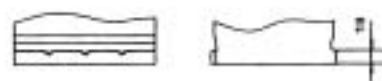
Base hold-downs



B1



B3



B4



B6



B7



B9



B11



B13



B14